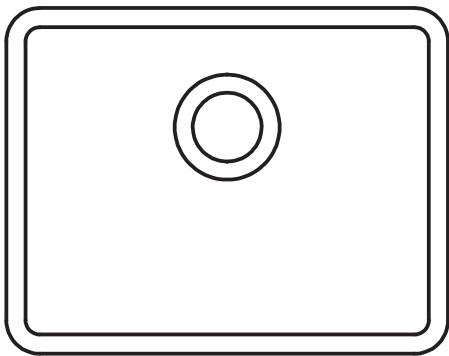
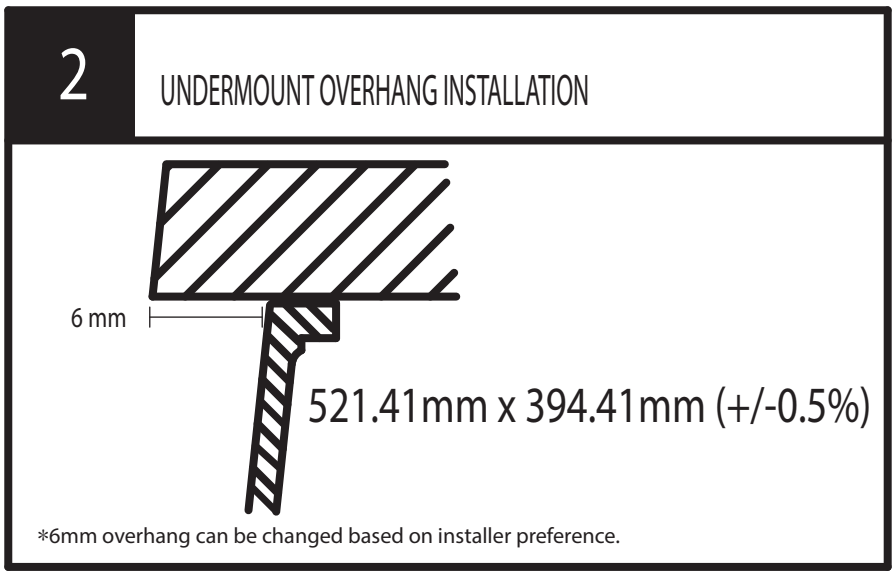
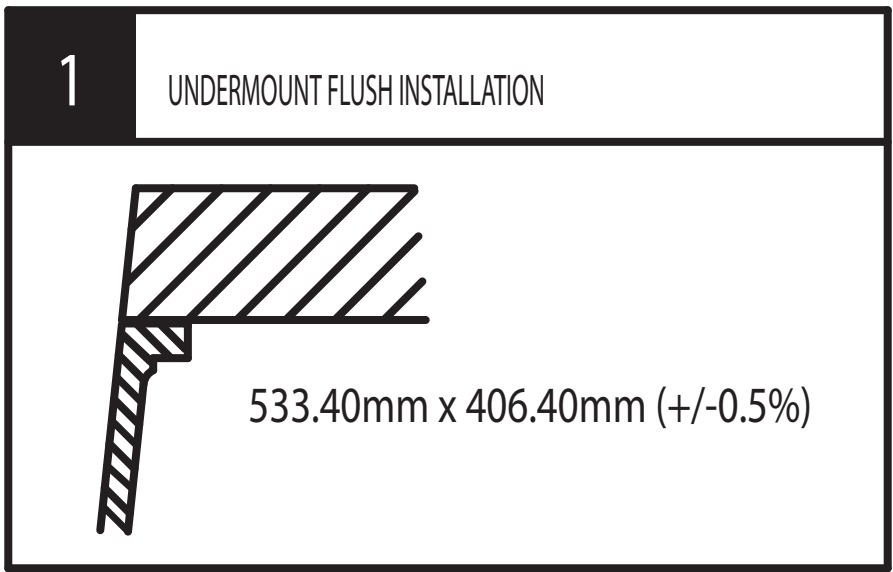


UNDERMOUNT CUT-OUT TEMPLATE NOVN535

1
FLUSH

2
OVERHANG



406.40mm (+/-0.5%)

533.40mm (+/-0.5%)

ATTENTION!

The template associated with this sink are for reference only.

You must have the sink and all sink accessories on site prior to any cutting or modifications to the countertop to ensure a correct fit and proper installation. It is the responsibility of the installer to check and confirm all layout details and measurements prior to installation.

THE MANUFACTURER/DISTRIBUTOR WILL NOT BE RESPONSIBLE OR LIABLE FOR ANY ERRORS WHEN USING THE TEMPLATE.

TOPMOUNT INSTALLATION NOTE:

This template can also be used as a guide for topmount installation.

Offset the FLUSH cut-out line outward by 15.25mm.
Confirm measurements with actual sink to be installed prior to cutting.

